

eternoivica


I N N O V A T I O N L E A D E R

THE LAYING OF THE RAISED FLOOR
ON AN ALUMINIUM AND WOODEN JOIST

EN



The laying of the raised
floor on an aluminium
and wooden joist



eternoivica

eternoivica

I N N O V A T I O N L E A D E R

always one step ahead



PEDESTAL



WOODECK

INDEX

	<p>THE RANGE OF ALUMINIUM JOISTS BY ETERNO IVICA</p> <p>Standard joist</p> <p>Joist for rapid flow</p> <p>Standard ECO joist</p> <p>ECO joist for rapid flow</p>	<p>4</p> <p>6</p> <p>7</p> <p>8</p> <p>9</p>
	<p>USER GUIDE FOR ALUMINIUM JOISTS</p>	<p>10</p>
	<p>ETERNO IVICA'S RANGE OF ACCESSORIES FOR ALUMINIUM JOISTS</p>	<p>12</p>
	<p>Compatibility of accessories</p> <p>Joint for standard aluminium joist</p> <p>Joint for rapid flow, ECO standard and ECO for rapid flow aluminium joist</p> <p>Noise insulating rubber</p> <p>PVC gasket</p> <p>Tile spacers for aluminium Joist - 4 mm thick tabs, H 12 mm</p> <p>Perimeter spacer</p> <p>Head clip, with fixing screw</p> <p>Single clip</p> <p>Double clip</p> <p>Double clip with fixing screws</p> <p>Vertical lining clip for laying single and multi-size ceramic slabs and planks</p> <p>Vertical angular lining clip for laying single and multi-size ceramic slabs and planks</p> <p>Vertical lining clip for laying wooden and WPC planks (decking)</p> <p>Vertical angular lining clip for laying wooden and WPC planks (decking)</p>	<p>12</p> <p>12</p> <p>13</p> <p>13</p> <p>14</p> <p>14</p> <p>15</p> <p>15</p> <p>16</p> <p>16</p> <p>18</p> <p>20</p> <p>22</p> <p>23</p> <p>24</p> <p>25</p>
	<p>THE COMPATIBILITY OF ETERNO IVICA SUPPORTS WITH ALUMINIUM JOISTS</p>	<p>26</p>
	<p>HOW TO CALCULATE THE USE OF JOISTS, SUPPORTS AND CLIPS</p>	<p>30</p>
	<p>For laying single and multi-size ceramic slabs</p> <p>Assembly sheet of single and multi-size ceramic slabs</p> <p>For laying ceramic planks</p> <p>Assembly sheet of ceramic planks</p> <p>For laying wooden planks/WPC</p>	<p>32</p> <p>34</p> <p>36</p> <p>38</p> <p>40</p>



THE RANGE OF ALUMINIUM JOISTS BY ETERNO IVICA



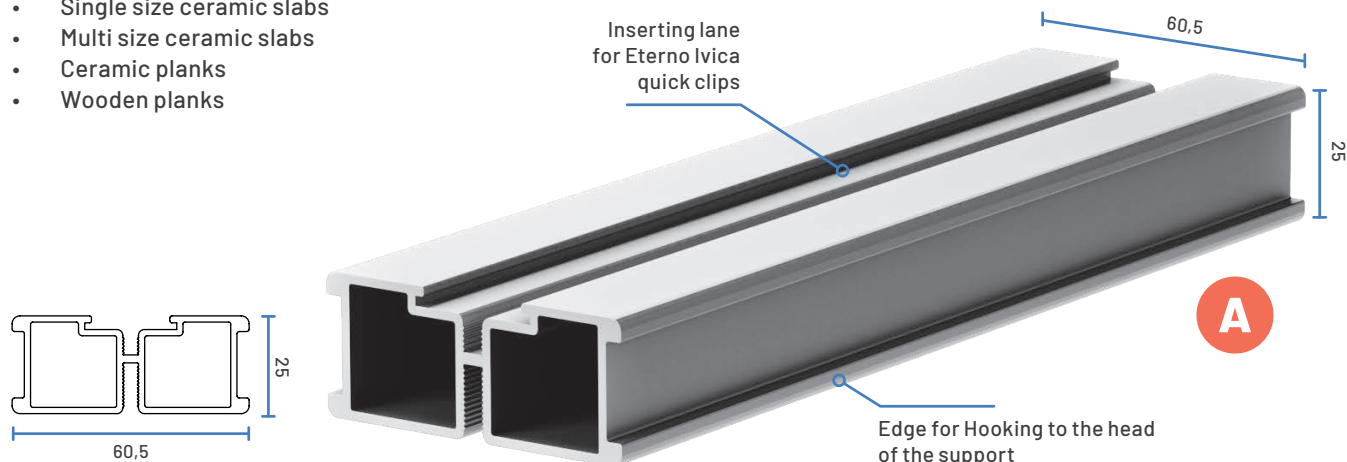
STANDARD JOIST

SIDE A

Suitable for laying mono and multi-size self-supporting ceramic slabs or ceramic and wooden planks (decking) with Eterno Ivica quick clips.

SUITABLE FOR:

- Single size ceramic slabs
- Multi size ceramic slabs
- Ceramic planks
- Wooden planks



SIDE B

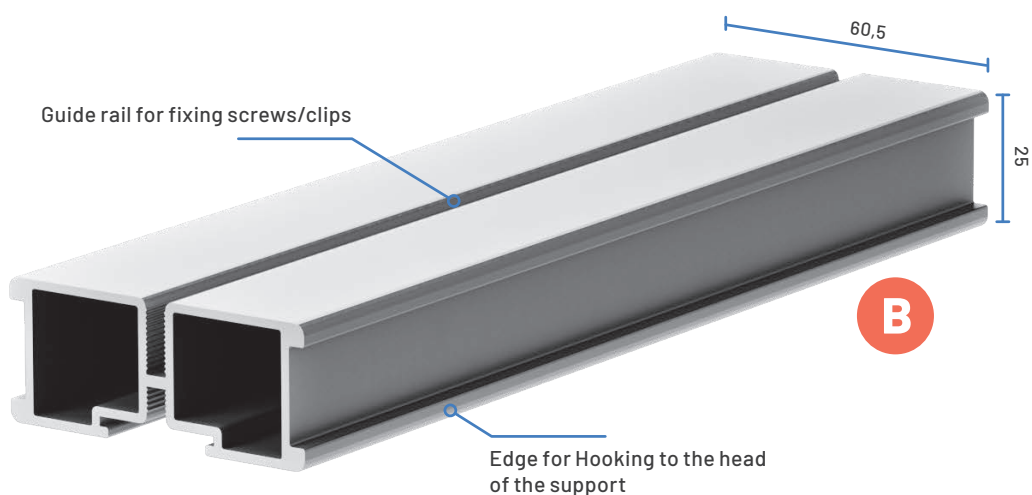
Suitable for laying wooden planks (decking) with fixing clips and screws.


SUITABLE FOR:

- Wooden/WPC planks



REVERSIBLE
180°



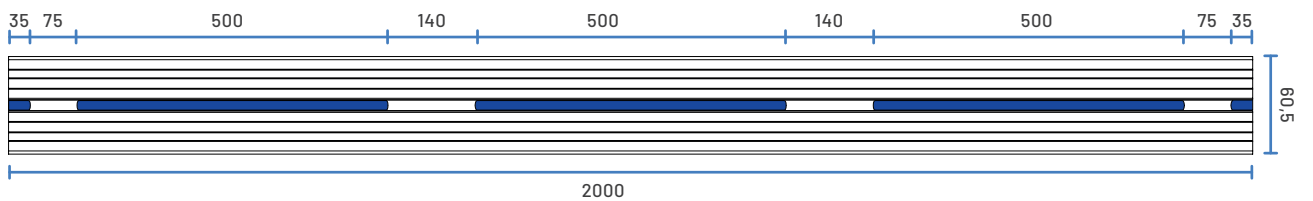
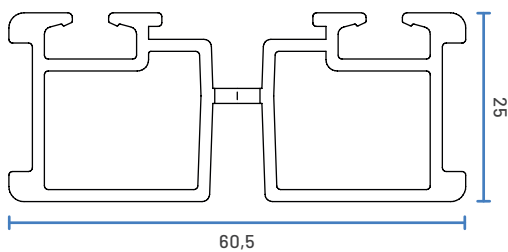
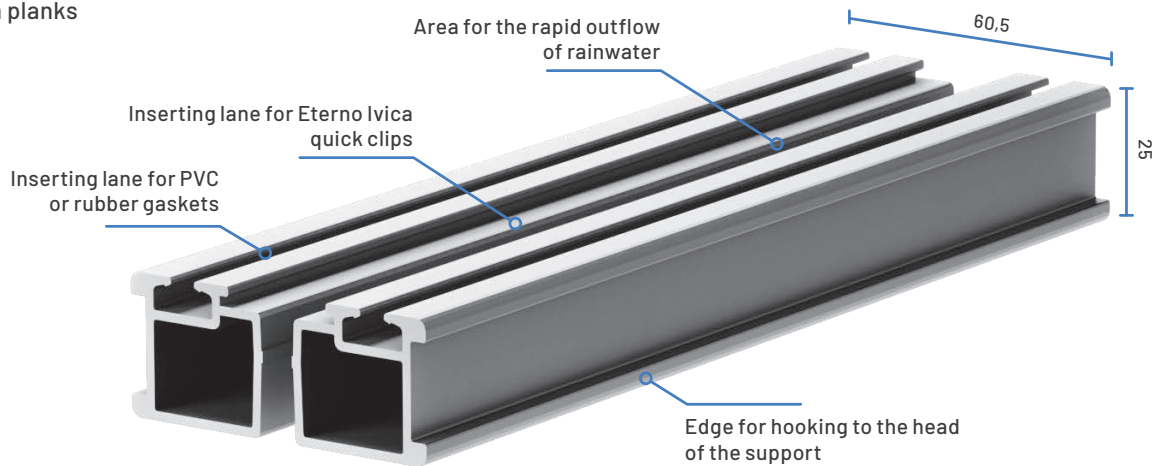
TYPE	CODE	COLORS	SIZE	MT 
Standard	Q231020025	Natural aluminium	Section 60 x 25 mm L 2000 mm	192


JOIST FOR RAPID FLOW

The joist for rapid flow is suitable for laying single and multi-size self-supporting ceramic slabs or ceramic and wooden planks (decking) with Eterno Ivica quick clips

SUITABLE FOR:

- Single size ceramic slabs
- Multi size ceramic slabs
- Ceramic planks
- Wooden planks



TYPE	CODE	COLORS	SIZE	MT 
Rapid flow	Q231420026	Natural aluminium	Section 60 x 25 mm L 2000 mm	192

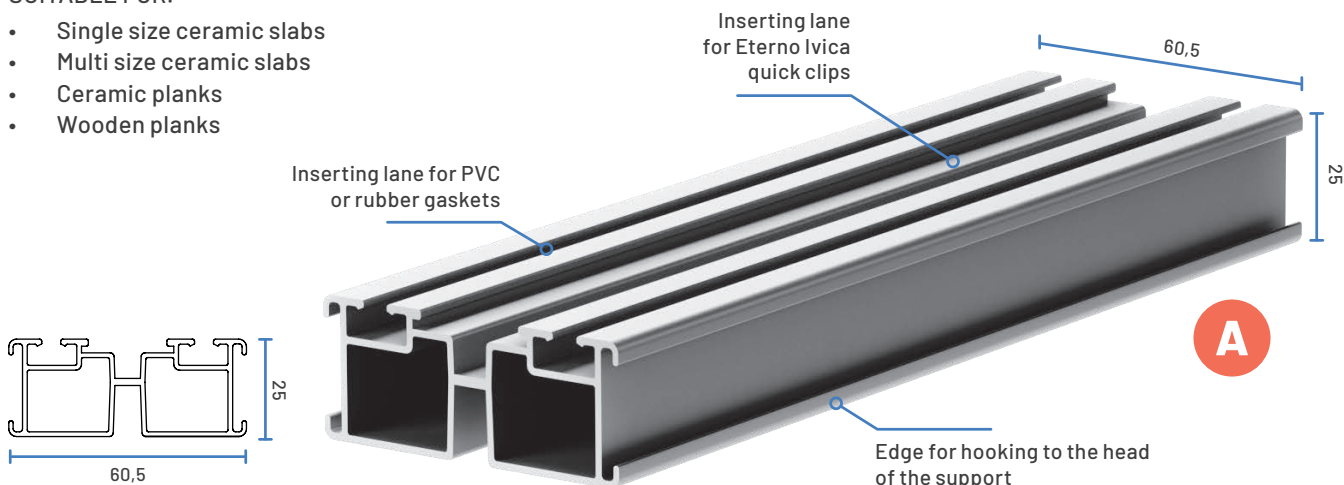
ECO STANDARD JOIST

SIDE A

Suitable for laying single and multi-size self-supporting ceramic slabs or ceramic and wood planks (decking) with Eterno Ivica quick clips.

SUITABLE FOR:

- Single size ceramic slabs
- Multi size ceramic slabs
- Ceramic planks
- Wooden planks



SIDE B

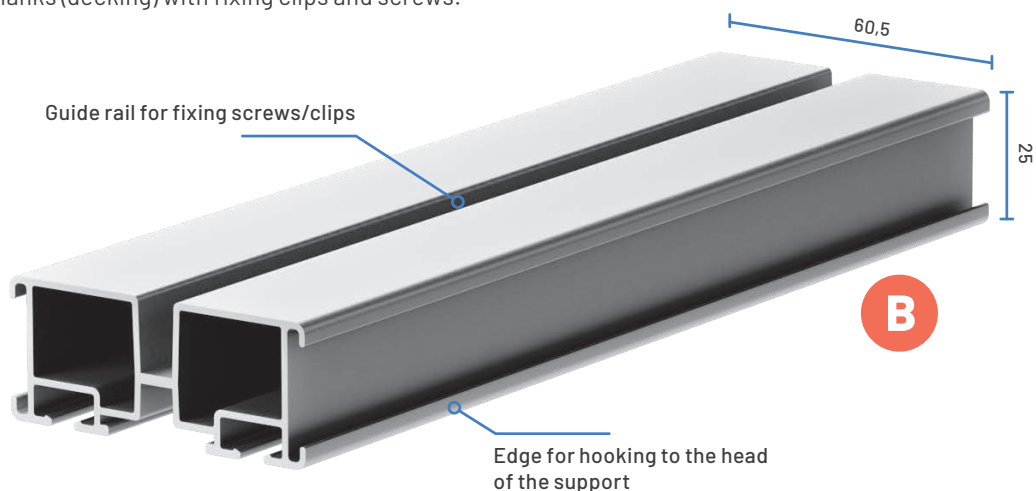
Suitable for laying wooden planks (decking) with fixing clips and screws.


SUITABLE FOR:

- Wooden planks



REVERSIBLE
180°



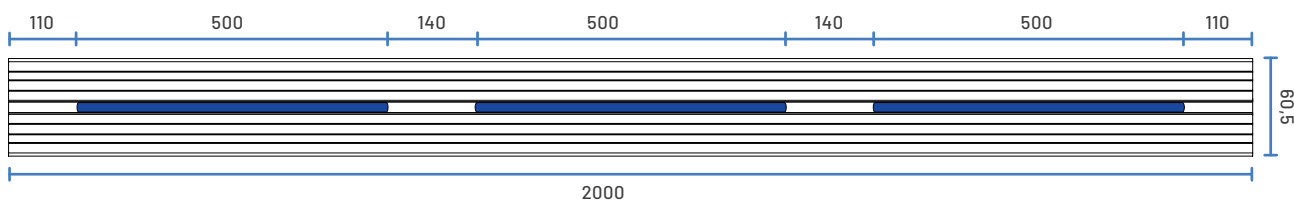
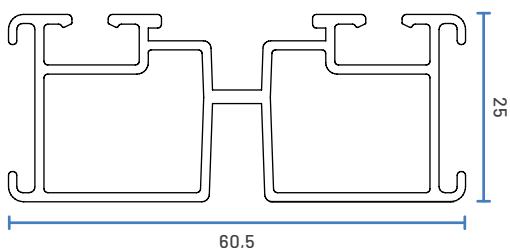
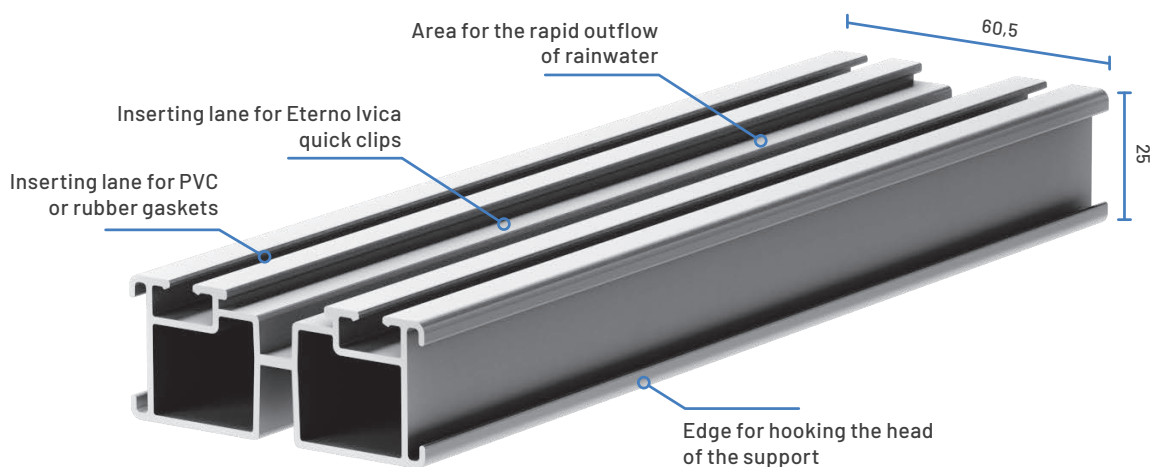
TYPE	CODE	COLORS	SIZE	MT 
ECO standard	Q231020020	Natural aluminium	Section 60 x 25 mm L 2000 mm	192
	Q231020020.N	Black		


ECO JOIST FOR RAPID FLOW

The ECO joist for rapid flow is suitable for laying single and multi-size self-supporting ceramic slabs or ceramic and wooden planks (decking) with Eterno Ivica quick clips.

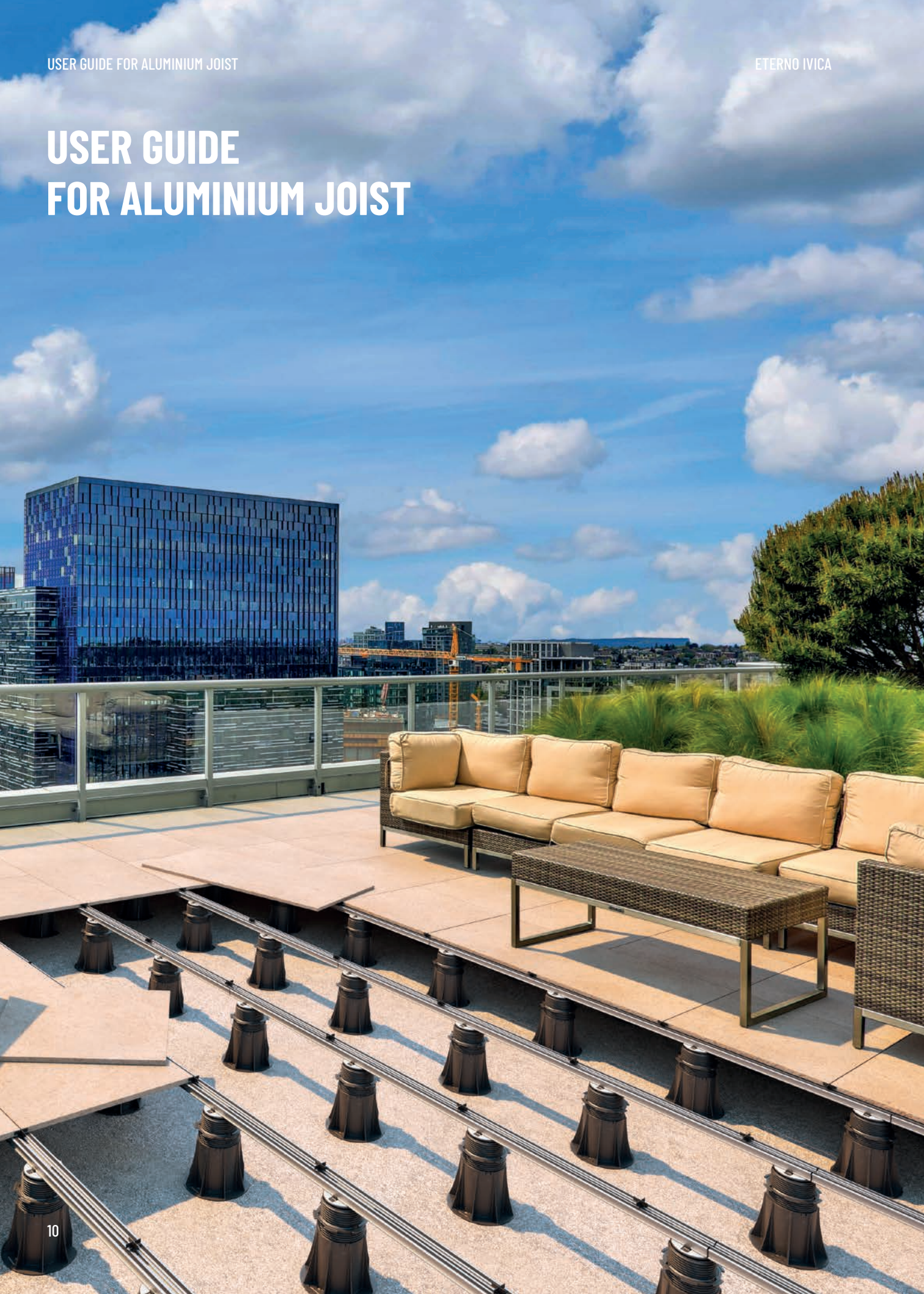
SUITABLE FOR:

- Single size ceramic slabs
- Multi size ceramic slabs
- Ceramic planks
- Wooden planks



TYPE	CODE	COLORS	SIZE	MT 
ECO joist for rapid flow	Q231020021	Natural aluminium	Section 60 x 25 mm L 2000 mm	192
	Q231020021.N	Black		

USER GUIDE FOR ALUMINIUM JOIST




CODE	DESCRIPTION	SLABS	DECKING
		Ceramic/cement slabs/ Multi-size ceramic slabs	Wood planks WPC planks Ceramic planks
Q231020025	Standard joist	✓	✓
Q231420026	Joist for rapid flow	✓ Recommended	✓
Q231020020 Q231020020.N	Standard ECO joist	✓	✓
Q231020021 Q231020021.N	ECO joist for rapid flow	✓ Recommended	✓

CODE	DESCRIPTION	HIGH FOOT TRAFFIC			MEDIUM/LOW FOOT TRAFFIC		
		Buildings in the hospitality and hotel sector Poolsides of public swimming pools Business and commercial centers Flat roofs and public terraces Outdoor areas of bars and restaurants Public walkways			Residential homes Poolsides of private swimming pools Flat roofs and private terraces Private walkways		
		Interaxle spacing supports			Interaxle spacing supports		
		40 cm	50 cm	66,6 cm	40 cm	50 cm	66,6 cm
Q231020025	Standard joist	✓	✓	✓	✓	✓	✓
Q231420026	Joist for rapid flow	✓	✓	✓	✓	✓	✓
Q231020020 Q231020020.N	Standard ECO joist	✓	✓	✗	✓	✓	✗
Q231020021 Q231020021.N	ECO joist for rapid flow	✓	✓	✗	✓	✓	✗

Support Association - Joist - Type of installation

SUPPORT TYPE	Laying of multi-format ceramic slabs Laying single size ceramic slabs Laying ceramic planks		Laying wooden planks	
	Aluminium joist	Wooden joist	Aluminium joist	Wooden joist
PRIME®	✓	✗	✓	✓
REVERSUS®	✓	✗	✓	✓
SE	✓	✗	✓	✓
NM	✓	✗	✓	✓
SB	✓	✗	✓	✓
Star.T	✓	✗	✓	✓

ETERNO IVICA'S RANGE OF ACCESSORIES FOR ALUMINIUM JOISTS




Compatibility of accessories

JOIST	NOISE INSULATING RUBBER (V13052100)	PVC GASKET (V13052200) (V13052205)	STANDARD JOINT (Q200000025)	JOINT FOR RAPID FLOW JOIST (Q200000026)	TILE SPACER (CLIP) (E004000104)	HEAD CLIP (Q200000240)	SINGLE CLIP FOR DECKING 110° (Q200000231) 90° (Q200000232)	DOUBLE DECKING CLIP 110° (Q200000265) 90° (Q200000260) 90° (Q200000261)	DOUBLE CLIP WITH FIXING SCREWS (Q200000008)
Standard joist	✓	✗	✓	✗	✓	✓	✓	✓	✓
Joist for rapid flow	✓	✓	✗	✓	✓	✓	✓	✓	✗
Standard ECO joist	✓	✓	✗	✓	✓	✓	✓	✓	✓
ECO joist for rapid flow	✓	✓	✗	✓	✓	✓	✓	✓	✗

JOINT FOR STANDARD ALUMINIUM JOIST

SUITABLE FOR:


- Standard aluminium joist




JOINT FOR RAPID FLOW, ECO STANDARD AND ECO FOR RAPID FLOW ALUMINIUM JOIST

SUITABLE FOR:

- Aluminium joist for rapid flow
- Standard ECO aluminium joist
- ECO aluminium joist for rapid flow






CODE	TYPE	DESCRIPTION	JOIST COMPATIBILITY	PIECES 
Q200000025	A	Connection joint	Standard	200
Q200000026	B	Connection joint	Rapid flow ECO standard ECO rapid flow	200

NOISE INSULATING RUBBER

SUITABLE FOR:




- Standard aluminium joist
- Aluminium joist for rapid flow
- ECO standard aluminium joist
- ECO aluminium joist for rapid flow




PVC GASKET

SUITABLE FOR:

- Aluminium joist for rapid flow
- ECO standard aluminium joist
- ECO aluminium joist for rapid flow



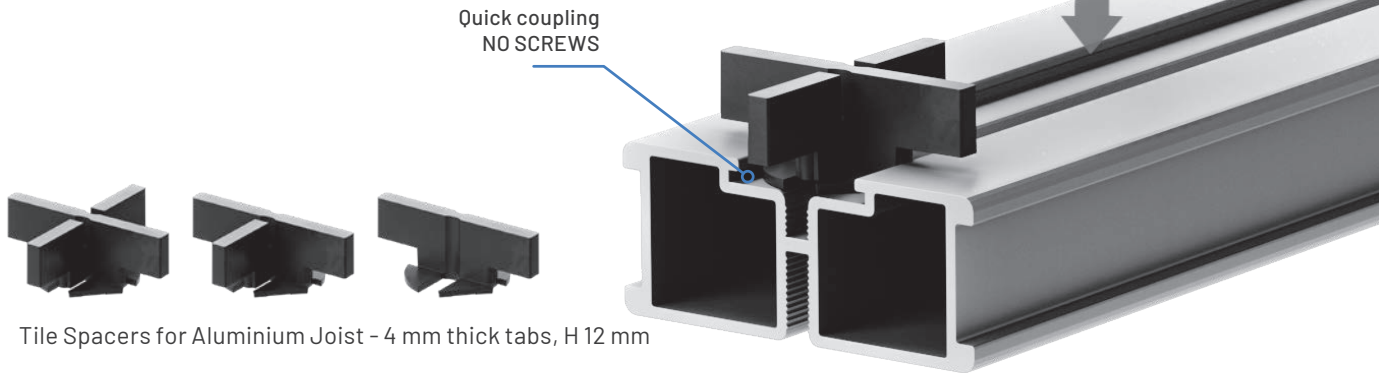
CODE	TYPE	DESCRIPTION	JOIST COMPATIBILITY	PIECES 
V13052100	A	Noise insulating rubber	Standard Rapid flow ECO standard ECO rapid flow	Roll 10 mt
V13052205	B	PVC gasket	Rapid flow ECO standard ECO rapid flow	Roll 50 mt
V13052200	B	PVC gasket		Roll 200 mt

TILE SPACERS FOR ALUMINIUM JOIST - 4 mm THICK TABS, H 12 mm




SUITABLE FOR:

- Single size ceramic slabs
- Multi size ceramic slabs
- Ceramic planks

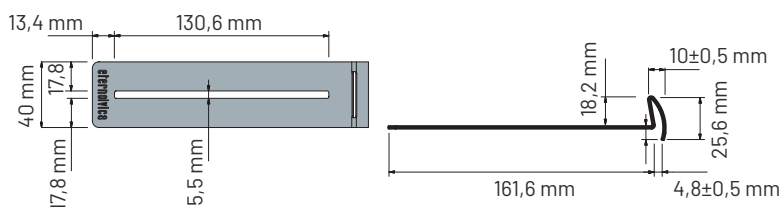



Tile Spacers for Aluminium Joist - 4 mm thick tabs, H 12 mm

CODE	TYPE	SIZE	PIECES 
E004000104	Tile Spacers for Aluminium Joist 4 mm thick tabs, H 12 mm*	42 x 42 mm	1000**

* 2 or 3 mm thickness tabs available on request
 ** 2 packages of 500 pieces inside the box

PERIMETER SPACER

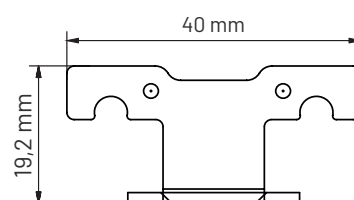


CODE	DESCRIPTION	MATERIAL	HEIGHT	LENGTHS	PIECES 
P021000220	Perimeter spacer	Stainless steel	25,6 mm	161,6 mm	100
P021000230	Perimeter spacer	Polypropylene PP	25,6 mm	161,6 mm	200

HEAD CLIP WITH FIXING SCREW

SUITABLE FOR:

- Single size ceramic slabs
- Multi size ceramic slabs
- Ceramic planks



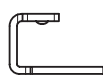
CODE	TYPE	SIZE	PIECES*
Q200000240	Head clip	H 19,2 mm	1

* The head clip includes the corresponding fixing screw diameter 3.9 mm - L 19 mm.

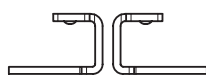
SINGLE CLIP

SUITABLE FOR:

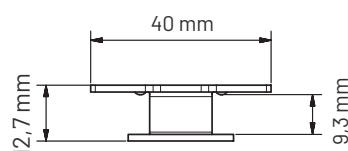
- Wooden planks (decking)



N. 1 single 90° clip



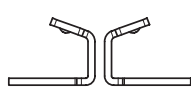
N. 2 single 90° clip



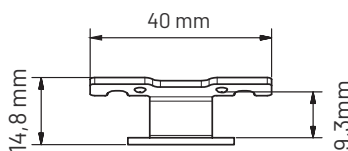
90°




N. 1 single 110° clip



N. 2 single 110° clips




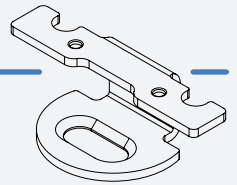
110°

CODE	TYPE	SIZE	PIECES* 
Q200000232	Single 90° clip	H 12,7 mm	50
Q200000231	Single 110° clip	H 14,8 mm	50

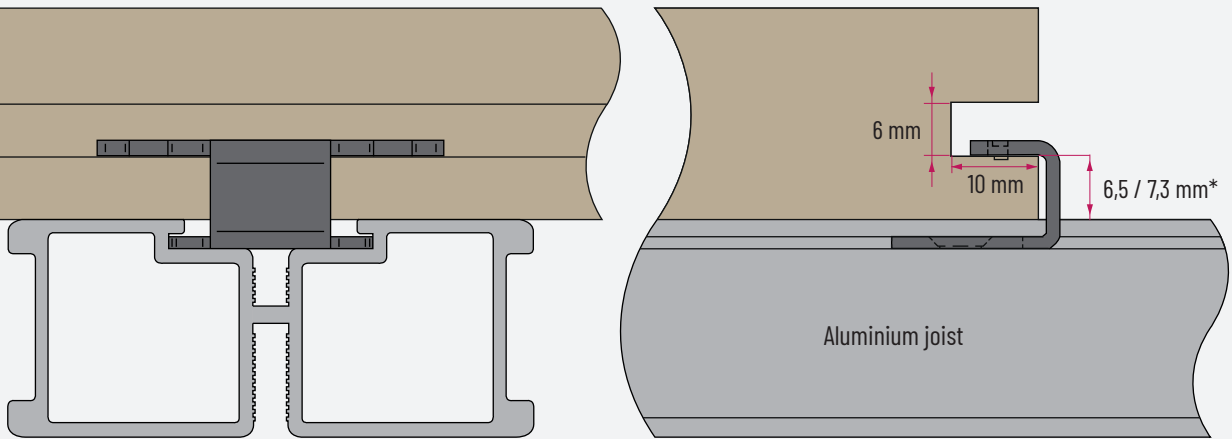
* 50 clips packages include 25 fixing screws 3.9 mm - L 19 mm diameter.

QUOTAS FOR PLANK LANE


 **SINGLE CLIP 90° (Q200000232)**

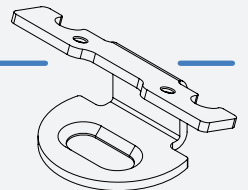


Top side plank

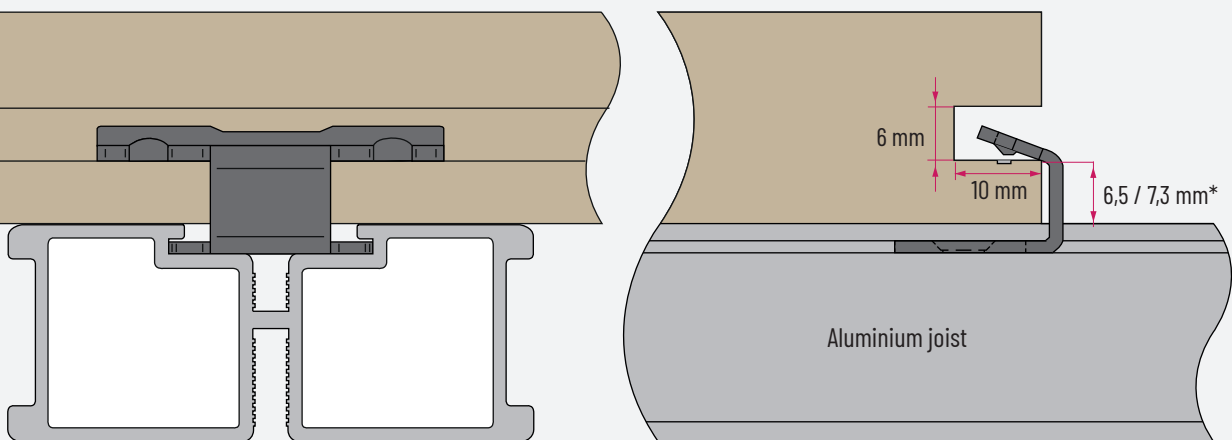


*6.5 mm thick if the plank is laid on top of the noise insulating rubber or on a PVC gasket.
7.3 mm thick if the plank is laid directly in contact with aluminium.

 **SINGLE CLIP 110° (Q200000231)**



Top side plank

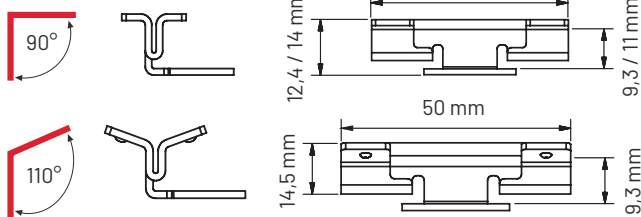



*6.5 mm thick if the plank is laid on top of the noise insulating rubber or on a PVC gasket.
7.3 mm thick if the plank is laid directly in contact with aluminium.

DOUBLE CLIP

SUITABLE FOR:

- Wooden planks (decking)



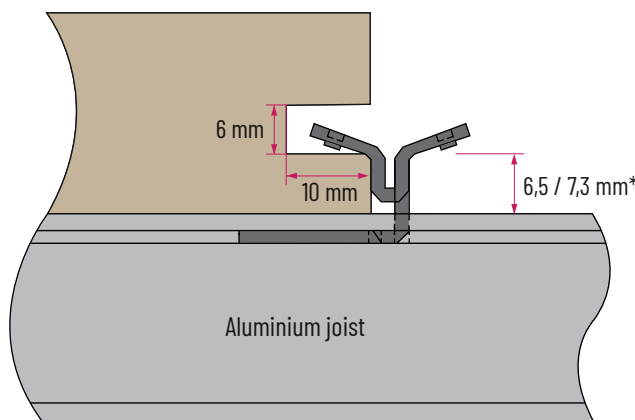
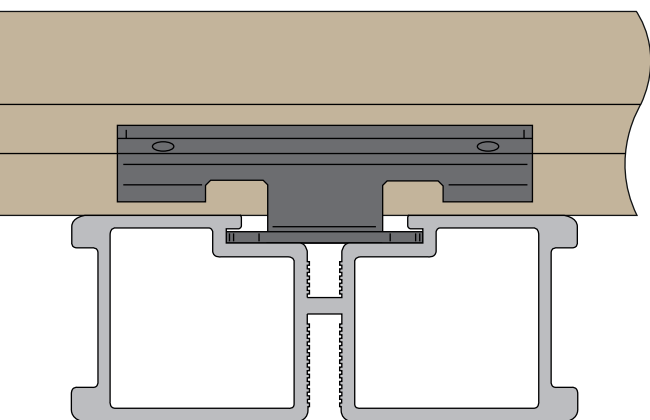
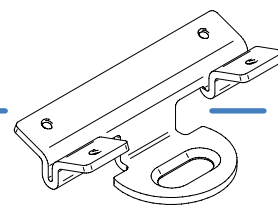
CODE	TYPE	DIMENSION	PIECES* 
Q200000260	Double clip 90°	50 x 26 x 12,4 mm	100
Q200000261	Double clip 90°	50 x 26 x 14,0 mm	100
Q200000265	Double clip 110°	50 x 26 x 14,5 mm	100

*100 clips packages include 25 fixing screws 3.9 mm - L 19 mm diameter.

QUOTAS FOR PLANK LANE

 **DOUBLE CLIP 110° (Q200000265)**

Top side plank

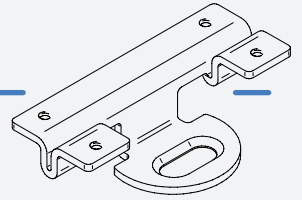


* 6.5 mm thick if the plank is laid on top of the noise insulating rubber or on a PVC gasket.
7.3 mm thick if the plank is laid directly in contact with aluminium.

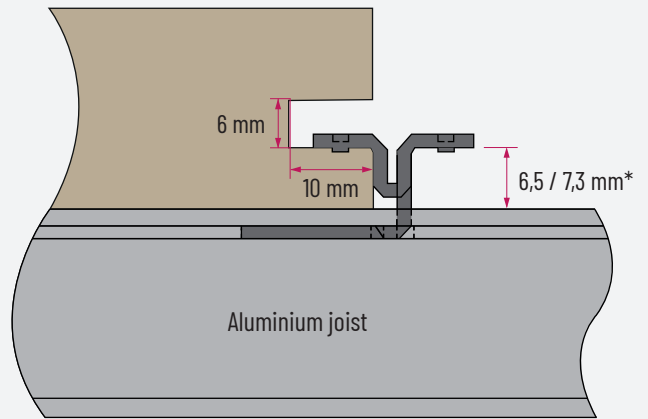
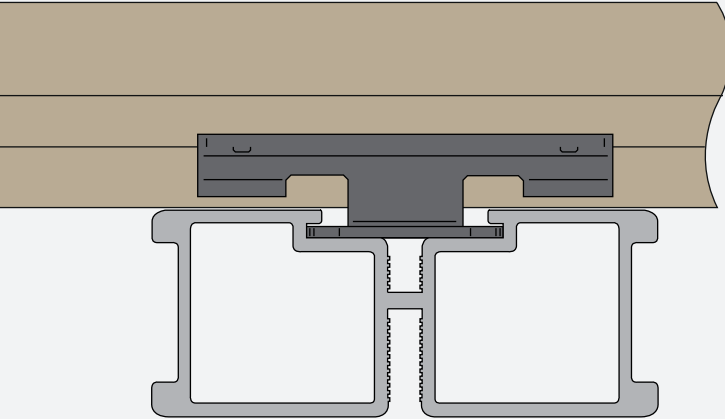
QUOTAS FOR PLANK LANE



DOUBLE CLIP 90° (Q200000260)



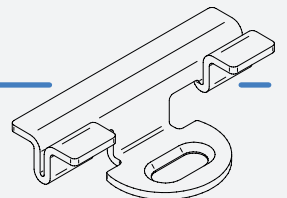
Top side plank



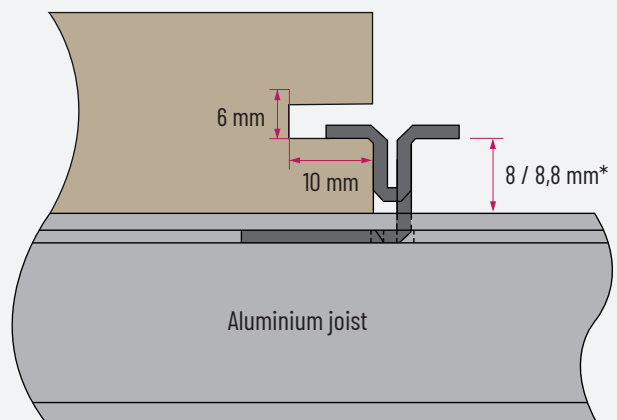
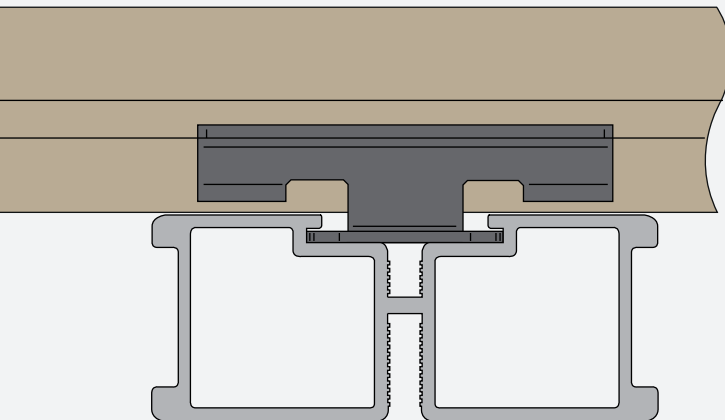
* 6.5 mm thick if the plank is laid on top of the noise insulating rubber or on a PVC gasket.
7.3 mm thick if the plank is laid directly in contact with aluminium.



DOUBLE CLIP 90° (Q200000261)



Top side plank




* 8 mm thick if the plank is laid on top of the noise insulating rubber or on a PVC gasket.
8.8 mm thick if the plank is laid directly in contact with aluminium.

DOUBLE CLIP WITH DOUBLE FIXING SCREWS


SUITABLE FOR:

- Wooden planks (decking)



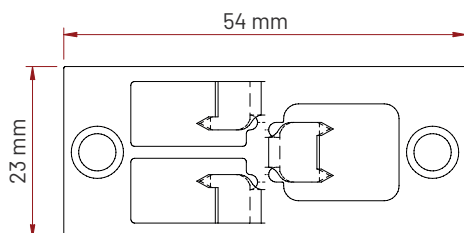
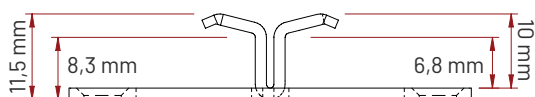

A


Side A of standard and standard ECO joist



B

Side B of standard and standard ECO joist



CODE	TYPE	SIZE	PIECES* 
Q200000008	Double clip with fixing screws	54 x 23 x 11,5 mm	100

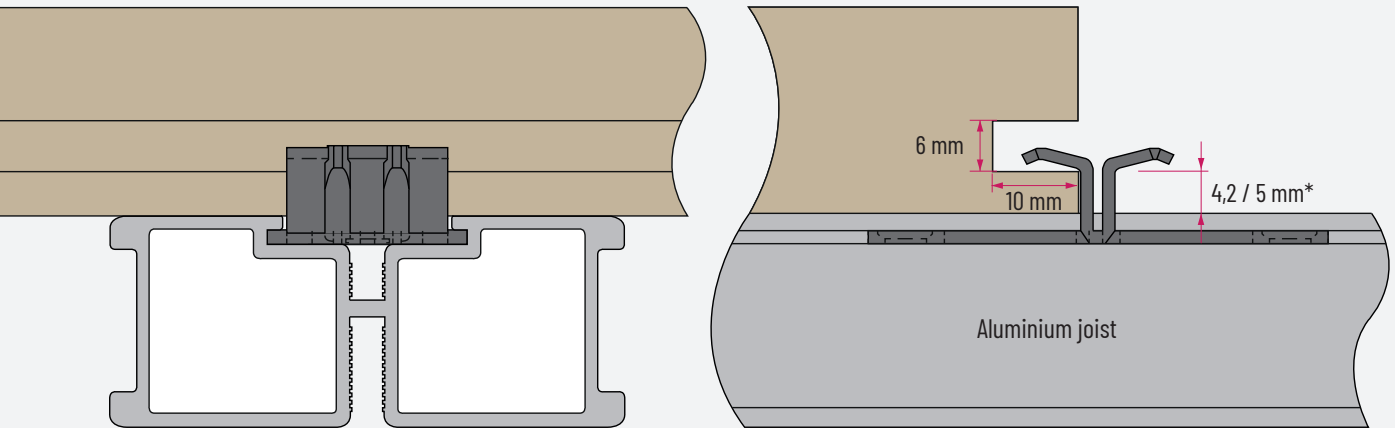
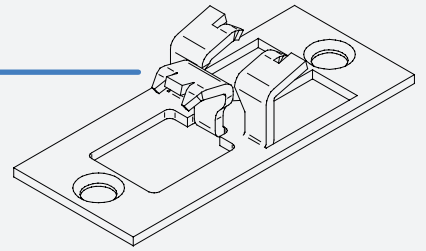
*100 clips packages include 200 fixing screws 2.9 mm - L 22 mm diameter.

QUOTAS FOR PLANK LANE

DOUBLE CLIP WITH FIXING SCREWS (Q200000008)

A-side joist (clip inserted in lifter)

Top side plank

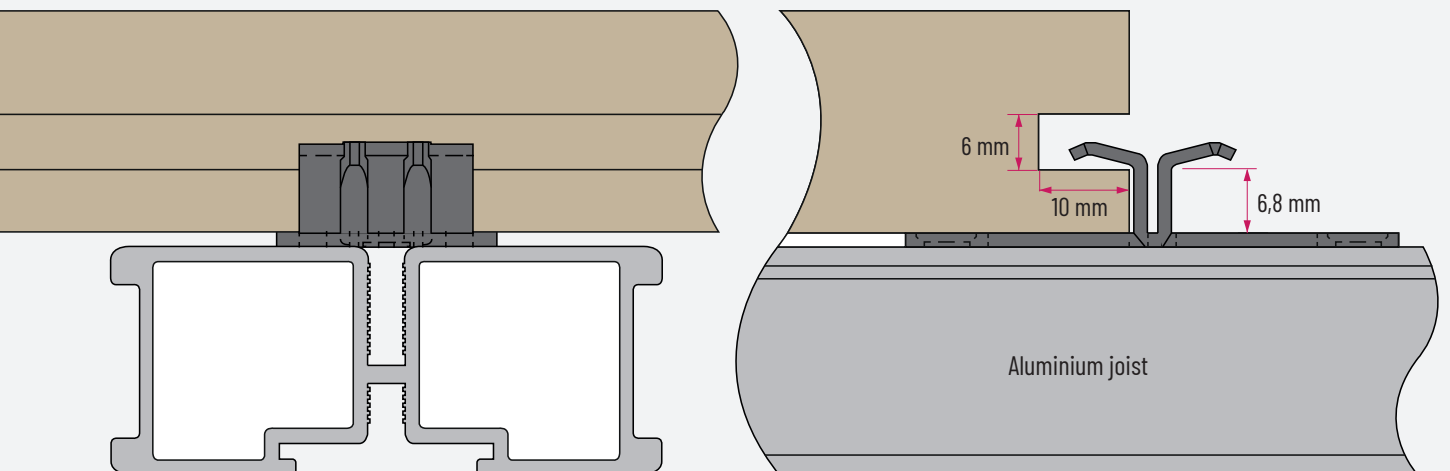


* 4,2 mm thick if the plank is laid on top of the noise insulating rubber or on a PVC gasket.
5 mm thick if the plank is laid directly in contact with aluminium.

DOUBLE CLIP WITH FIXING SCREWS (Q200000008)

B-side joist (clip on)

Top side plank



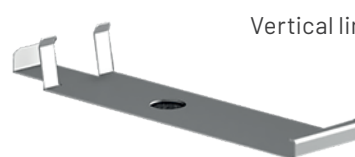
VERTICAL LINING CLIP FOR LAYING MONO, MULTI-SIZE CERAMIC SLABS AND PLANKS

SUITABLE FOR:


- Single size ceramic slabs
- Multi size ceramic slabs
- Ceramic planks



Vertical lining base clip



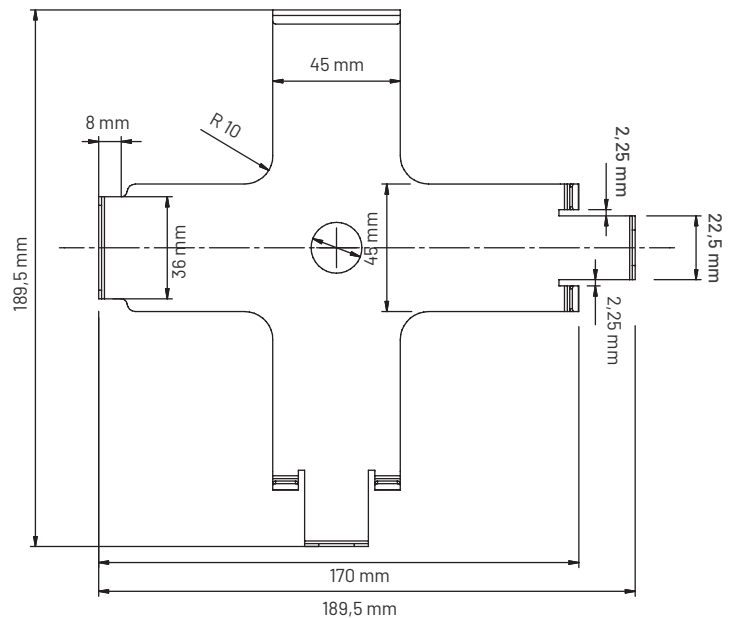
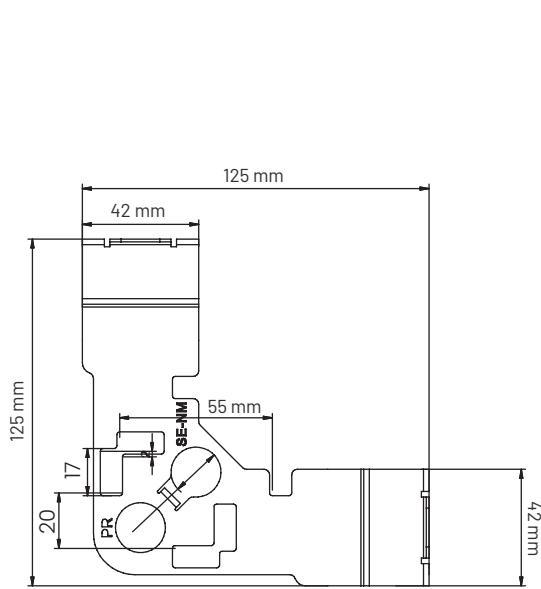


Vertical lining head clip


CODE	DESCRIPTION	SUPPORT COMPATIBILITY	Ø HEAD OF SUPPORTS	THICKNESS	PIECES 
P021000722	Head clip	SRT - SE - NM - SB	110 mm	20 mm	100
		SRT	150 mm		
P021000822	Head clip	PR - NM with easy break base	110 mm	20 mm	100
P021000322	Base clip	PR - SRT - SE - NM - SB	110 mm	20 mm	100
		SRT	150 mm		

ANGULAR LINING CLIP FOR LAYING MONO, MULTI-SIZE CERAMIC SLABS AND PLANKS

SUITABLE FOR:

- Single size ceramic slabs
- Multi size ceramic slabs
- Ceramic planks




CODE	DESCRIPTION	SUPPORT COMPATIBILITY	Ø HEAD OF SUPPORTS	THICKNESS	PIECES 
P021000952	Head clip	PR - SE - NM - SB	110mm	20mm	25
P021000952.N	Head clip	SRT	110 - 150 mm	20 mm	25
P021000912	Base clip	PR - SRT - SE - NM - SB	110mm	20 mm	25
		SRT	150 mm		

VERTICAL LINING CLIP FOR LAYING WOODEN/WPC PLANKS (DECKING)


SUITABLE FOR:

- Wooden/WPC planks (decking)




Vertical lining head clip

Vertical lining base clip



- 1 Wooden or other material floors
- 2 Aluminium joist
- 3 Head vertical lining clip
- 4 Base vertical lining clip
- 5 Clip for aluminium joist



CODE	DESCRIPTION	SUPPORT COMPATIBILITY	Ø HEAD OF SUPPORTS	THICKNESS	PIECES 
P021000430	Head clip	SE - NM - SB	110 mm	20 mm	100
P021000430.N	Head clip	SRT	110 - 150 mm	20 mm	100
P021000432	Head clip	PR - NM with easy break base	110 mm	20 mm	100
P021000322	Base clip	PR - SRT - SE - NM - SB	110 mm	20 mm	100
		SRT	150 mm		


VERTICAL ANGULAR LINING CLIP FOR LAYING WOODEN/WPC PLANKS (DECKING)

SUITABLE FOR:

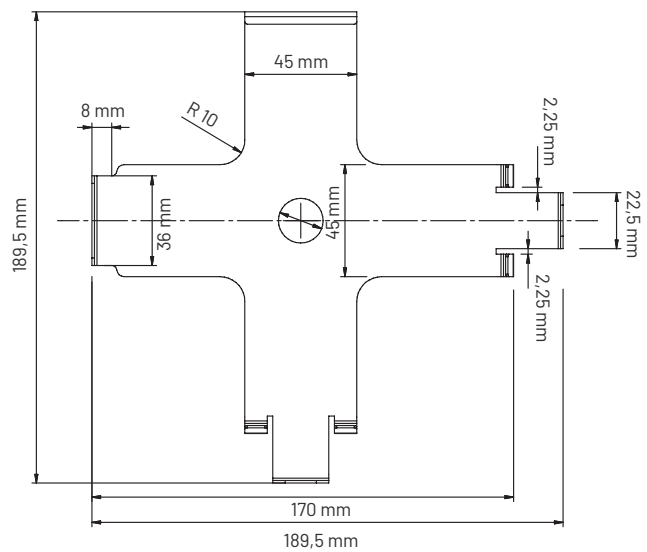
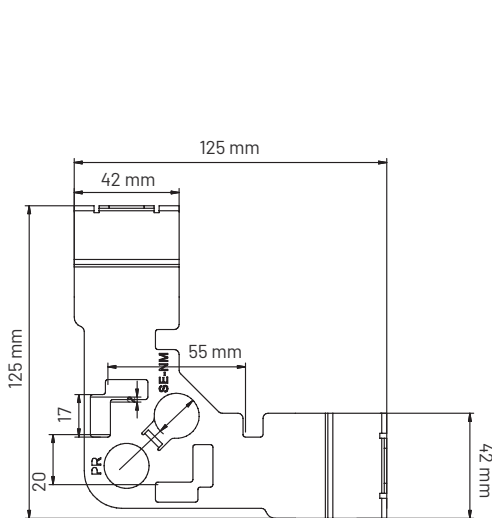
- Wooden/WPC planks (decking)




Head



Base



CODE	DESCRIPTION	SUPPORT COMPATIBILITY	Ø HEAD OF SUPPORTS	THICKNESS	PIECES 
P021000932	Head clip	PR - SRT - SE - NM - SB	110 mm	20 mm	25
		SRT	150 mm		
P021000912	Base clip	PR - SE - NM - SB	110 mm	20 mm	25
		SRT	150 mm		







**THE COMPATIBILITY OF ETERNO IVICA
SUPPORTS WITH ALUMINIUM JOISTS**

FIXED HEADS FOR ALUMINIUM JOIST

HEAD	SUPPORT	HEAD CODE	Ø HEAD	PIECES 
	SRT	E030001010	110 mm	200
		E030001030	150 mm	100
	NM	E034000010	110 mm	200
	NM (cross)	E035093001	130 mm	150
	SB	-	110 mm	-
	Start.T	E003011515 (full support)	130 mm	100

TILTING HEADS FOR ALUMINIUM JOIST

HEAD	SUPPORT	HEAD CODE	Ø HEAD	PIECES 
	SRT (with tilting element)	E030001010 + E030001000	110 mm	200 + 100
		E030001030 + E030001000	150 mm	100 + 100
	PR - SE	E035100010	110 mm	200
	PR - SE (cross)	E035203001	130 mm	150

FIXED HEADS FOR WOODEN JOIST

HEAD	SUPPORT	HEAD CODE	Ø HEAD	PIECES 
	SRT	E030001010	110 mm	200
		E030001030	150 mm	100
	NM	E034000030	110 mm	150
	SB	-	110 mm	-
	Start.T	E003011115 E003920100	150 mm	100 500
	Cross screw for wood	Q193000203	Ø 3,5 mm L 20 mm	1000

TILTING HEADS FOR WOODEN JOIST

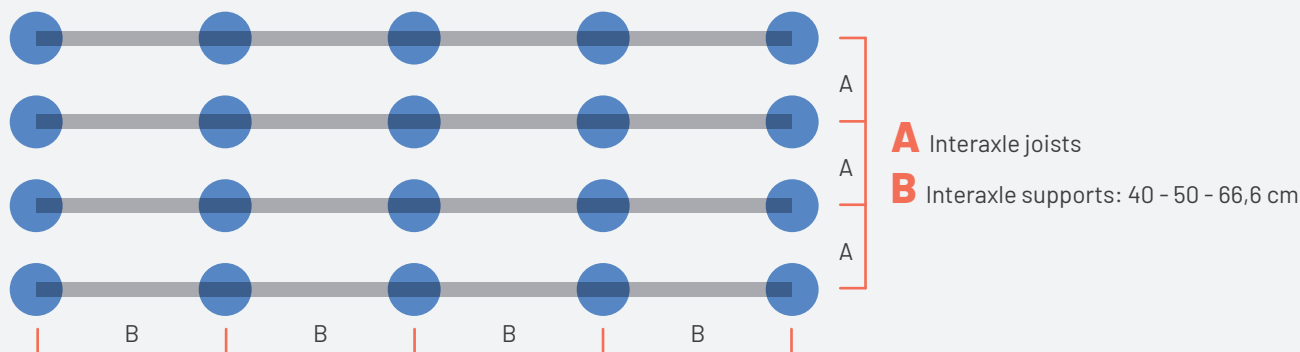
HEAD	SUPPORT	HEAD CODE	Ø HEAD	PIECES 
	SRT (with tilting element)	E030001010 + E030001000	110 mm	200 + 100
		E030001030 + E030001000	150 mm	100 +100
	PR - SE	E035102530	110 mm	100
	Cross screw for wood	Q193000203	Ø 3,5 mm L 20 mm	1000



HOW TO CALCULATE THE USE OF JOISTS, SUPPORTS AND CLIPS

FOR LAYING SINGLE AND MULTI-FORMAT CERAMIC SLABS

1. THE FIRST OPERATION IS TO DEFINE THE INTERAXLE SPACING BETWEEN THE JOISTS AND SUPPORTS



2. ONCE THE INTERAXLE DISTANCE OF THE JOISTS HAS BEEN DEFINED, THE MT OF JOISTS AND THE NUMBER OF TILE SPACERS (CLIPS) PER SQUARE METER CAN BE CALCULATED

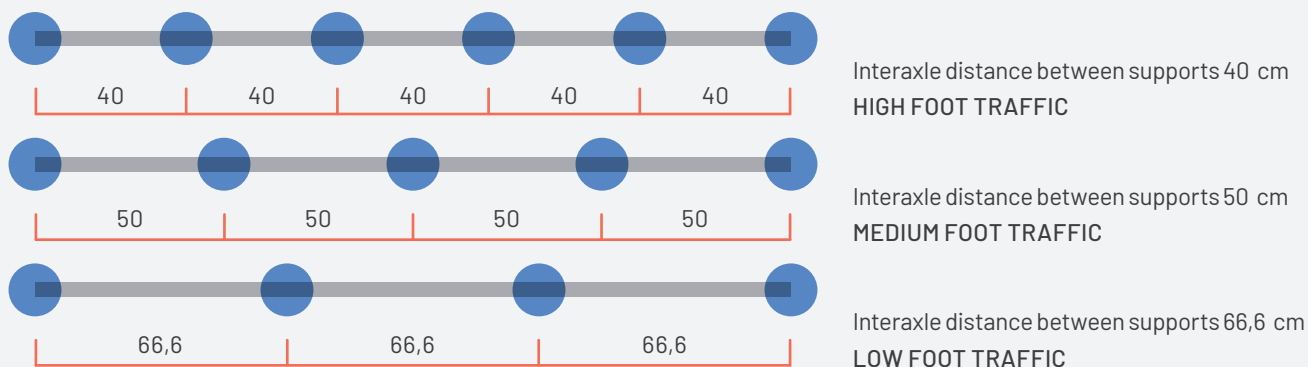
The joists interaxle spacing is calculated on the basis of the measurements of the ceramic slabs.

ALUMINIUM JOIST L.200 CM	JOISTS INTERAXLE A	SLABS DIMENSION	MT JOIST PER SQUARE METER	N°TILESPACERS(CLIP) PERSQUAREMETER (E004000104)
	30 cm	30 x 60 cm 30 x 90 cm	3,33	5,7 3,75
	37,5 cm	75 x 75 cm	2,68	1,8
	40 cm	40 x 60 cm 40 x 80 cm 40 x 120 cm 80 x 80 cm	2,50	4,25 3,2 2,1 1,6
	45 cm	30 x 90 cm 40 x 90 cm 45 x 90 cm 60 x 90 cm 90 x 90 cm	2,25	3,75 2,8 2,5 1,9 1,3
	50 cm	50 x 50 cm	2,00	4
	60 cm	60 x 30 cm 60 x 40 cm 60 x 60 cm 40 x 120 cm 60 x 120 cm 120 x 120 cm	1,67	5,7 4,25 2,78 2,1 1,45 0,8

FOR LAYING SINGLE AND MULTI-FORMAT CERAMIC SLABS



3. ONCE THE INTERAXEL SPACING OF THE SUPPORTS HAS BEEN DEFINED, THE NUMBER OF SUPPORTS PER SQUARE METER CAN BE CALCULATED

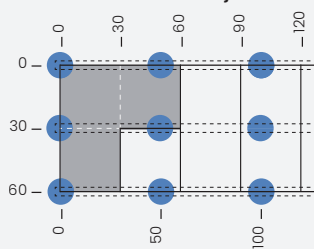


The interaxle distance between the supports is defined according to the type of foot traffic on the floor: HIGH, MEDIUM, LOW. The number of supports per square meter varies according to the distance between the joists and the supports.

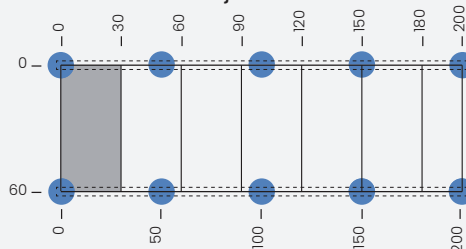
INTERAXLE SUPPORTS B	INTERAXLE JOISTS A	N° SUPPORTS PER SQUARE METER
40 cm HIGH FOOT TRAFFIC	30 cm	8,4
	37,5 cm	6,7
	40 cm	6,25
	45 cm	5,6
	50 cm	5
	60 cm	4,25
50 cm MEDIUM FOOT TRAFFIC	30 cm	6,7
	37,5 cm	5,4
	40 cm	5
	45 cm	4,5
	50 cm	4
	60 cm	3,4
66,6 cm LOW FOOT TRAFFIC	30 cm	5
	37,5 cm	4
	40 cm	3,75
	45 cm	3,4
	50 cm	3
	60 cm	2,6

**FOR LAYING SINGLE AND MULTI-FORMAT CERAMIC SLABS
EXAMPLE WITH INTERAXLE SUPPORTS DISTANCE 50 CM**

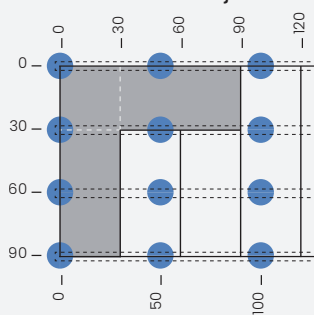
Slab 30 x 60 cm - Interaxle joist 30 cm



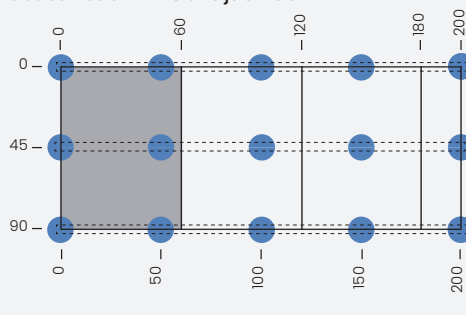
Slab 30 x 60 cm - Interaxle joist 60 cm



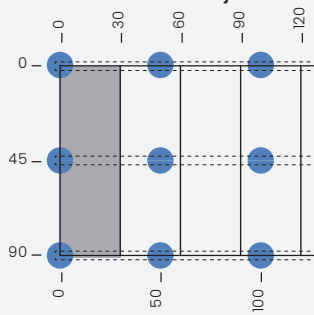
Slab 30 x 90 cm - Interaxle joist 30 cm



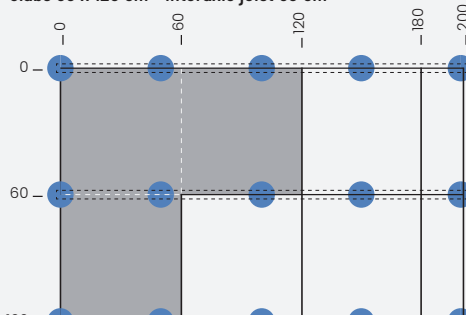
Slab 60 x 90 cm - Interaxle joist 45 cm



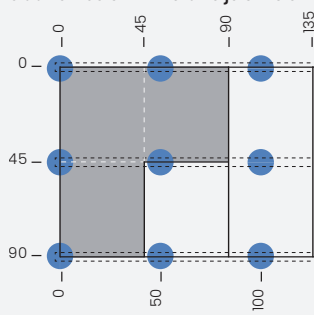
Slab 30 x 90 cm - Interaxle joist 45 cm



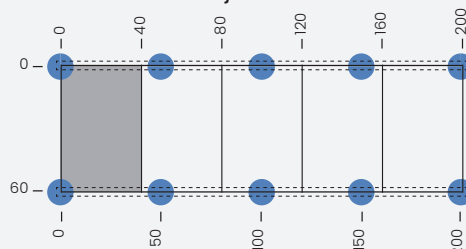
Slabs 60 x 120 cm - Interaxle joist 60 cm



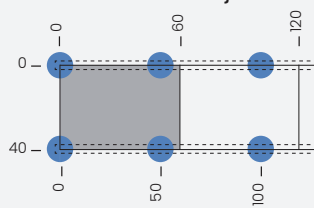
Slab 45 x 90 cm - Interaxle joist 45 cm



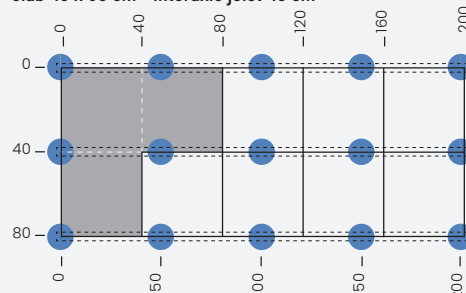
Slab 40 x 60 cm - Interaxle joist 60 cm



Slab 40 x 60 cm - Interaxle joist 40 cm

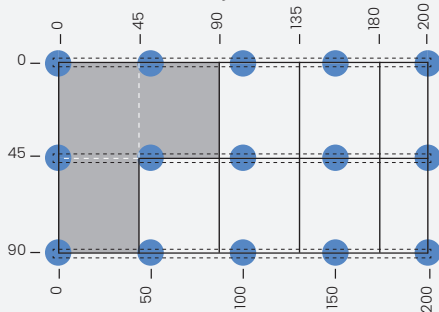


Slab 40 x 80 cm - Interaxle joist 40 cm

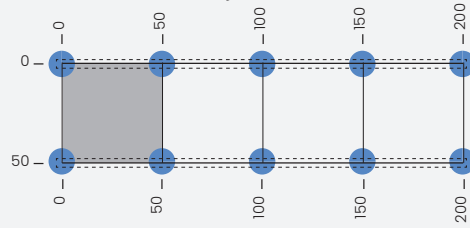


**FOR LAYING SINGLE AND MULTI-FORMAT CERAMIC SLABS
EXAMPLE WITH INTERAXLE SUPPORTS DISTANCE 50 CM**

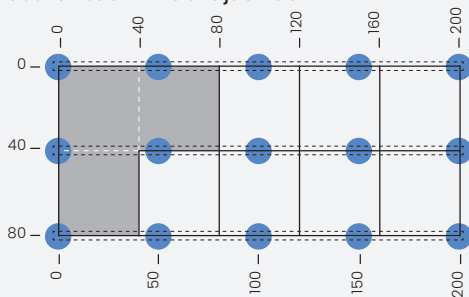
Slab 45 x 90 cm - Interaxle joist 45 cm



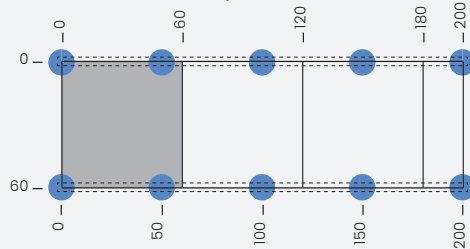
Slab 50 x 50 cm - Interaxle joist 50 cm



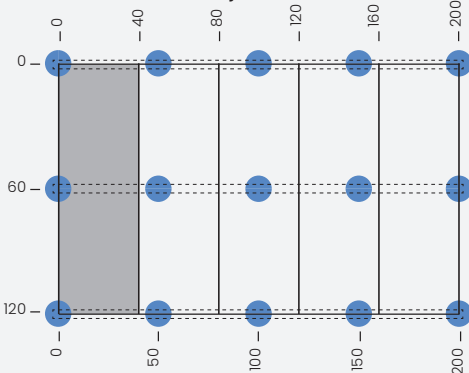
Slab 40 x 80 cm - Interaxle joist 40 cm



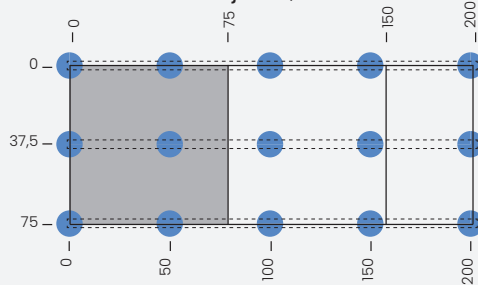
Slab 60 x 60 cm - Interaxle joist 60 cm



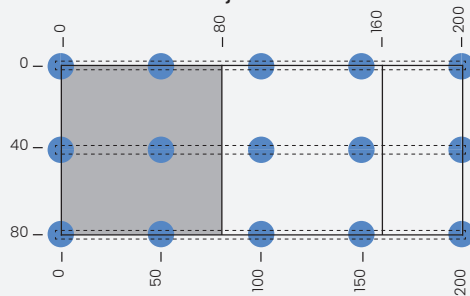
Slab 40 x 120 cm - Interaxle joist 60 cm



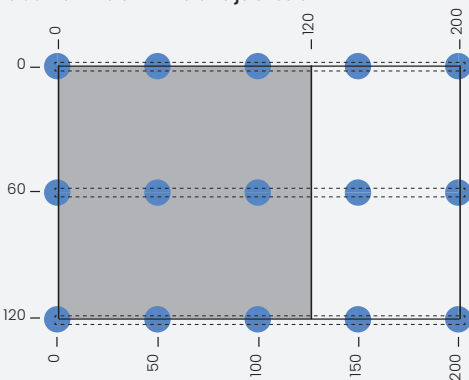
Slab 75 x 75 cm - Interaxle joist 37,5 cm



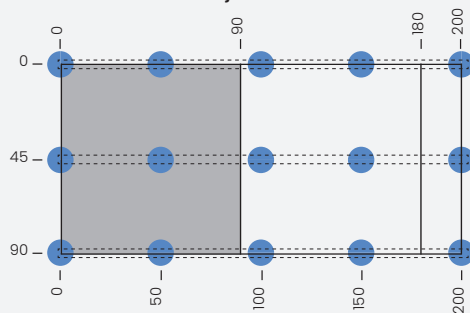
Slab 80 x 80 cm - Interaxle joist 40 cm



Slab 120 x 120 cm - Interaxle joist 60 cm



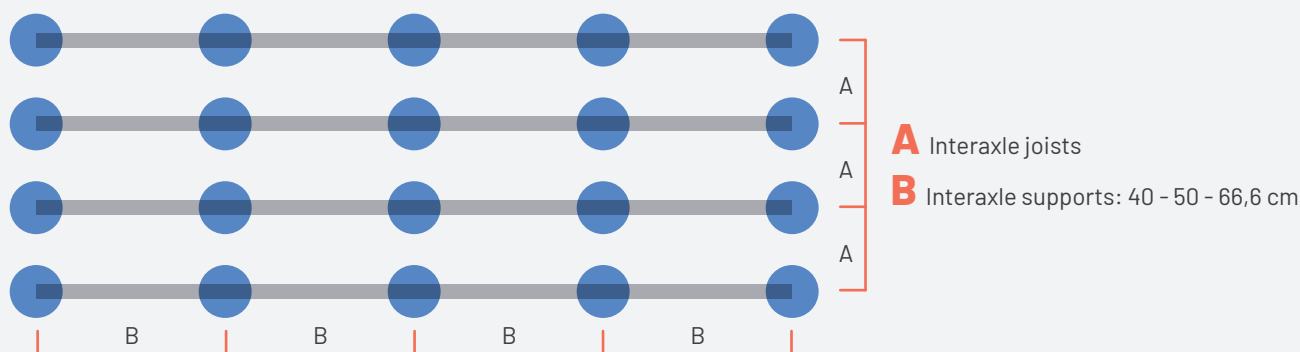
Slab 90 x 90 cm - Interaxle joist 45 cm



FOR LAYING CERAMIC PLANKS



1. THE FIRST OPERATION IS TO DEFINE THE INTERAXLE SPACING BETWEEN THE JOISTS AND SUPPORTS



2. ONCE THE INTERAXLE DISTANCE OF THE JOISTS HAS BEEN DEFINED, THE MT OF JOISTS AND THE NUMBER OF TILE SPACERS (CLIPS) PER SQUARE METER CAN BE CALCULATED

The joists interaxle spacing is calculated on the basis of the measurements of the ceramic slabs.

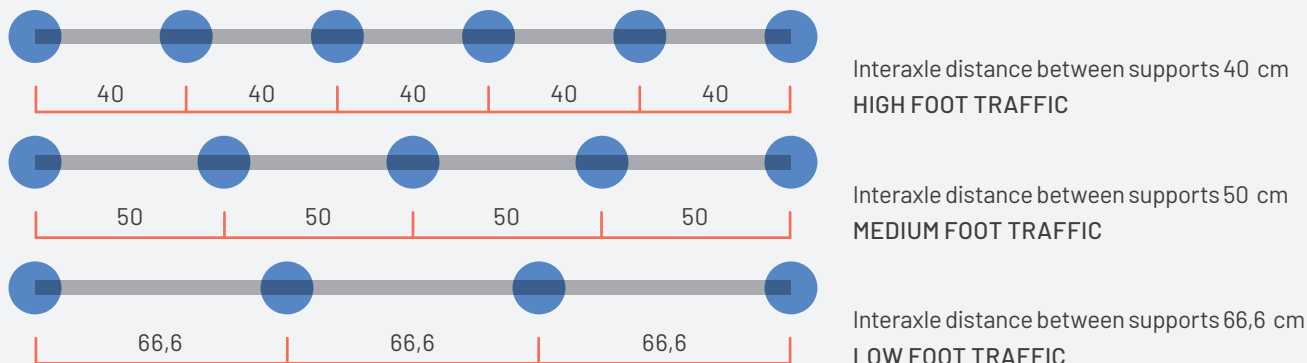
The interaxle distance between the supports is defined according to the type of foot traffic on the floor: HIGH, MEDIUM, LOW.

ALUMINIUM JOIST L.200 CM	JOISTS INTERAXLE A	SLABS DIMENSION	MT JOIST PER SQUARE METER	N°TILESPACERS(CLIP) PERSQUAREMETER (E004000104)
	40 cm HIGH FOOT TRAFFIC	20 x 120 cm 30 x 120 cm 40 x 120 cm	2,5	4,16 2,8 2,1
	45 cm MEDIUM FOOT TRAFFIC	30 x 180 cm 40 x 180 cm	2,25	1,85 1,4
	60 cm LOW FOOT TRAFFIC	20 x 120 cm 30 x 120 cm 40 x 120 cm 30 x 180 cm 40 x 180 cm	1,67	4,16 2,8 2,1 1,85 1,4

FOR LAYING CERAMIC PLANKS



3. ONCE THE INTERAXLE SPACING OF THE SUPPORTS HAS BEEN DEFINED, THE NUMBER OF SUPPORTS PER SQUARE METER CAN BE CALCULATED




The interaxle distance between the supports is defined according to the type of foot traffic on the floor: HIGH, MEDIUM, LOW. The number of supports per square meter varies according to the distance between the joists and the supports.

INTERAXLE SUPPORTS B	JOISTS INTERAXLE A	N° SUPPORTS PER SQUARE METER
40 cm HIGH FOOT TRAFFIC	40 cm	6,25
	45 cm	5,6
	60 cm	4,25
50 cm MEDIUM FOOT TRAFFIC	40 cm	5
	45 cm	4,5
	60 cm	3,4
66,6 cm LOW FOOT TRAFFIC	40 cm	3,75
	45 cm	3,4
	60 cm	2,6



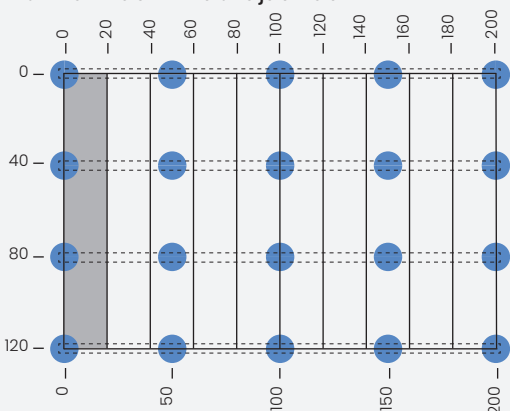
Tile spacers with 4 thick h 12 mm tabs.



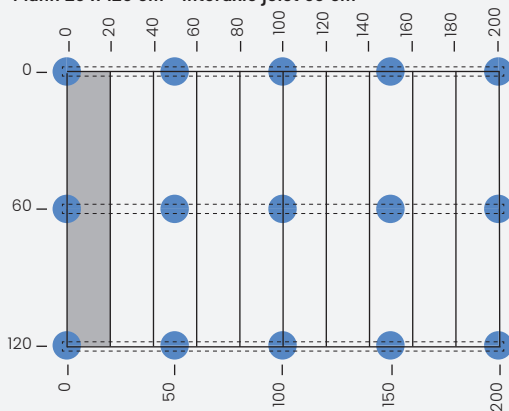
FOR LAYING CERAMIC PLANKS
EXAMPLE WITH INTERAXLE SUPPORTS DISTANCE 50 CM



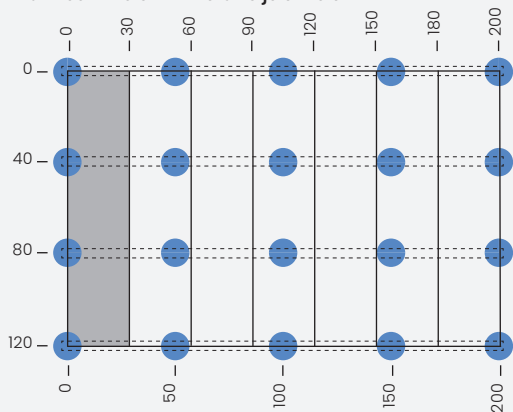
Plank 20 x 120 cm - Interaxle joist 40 cm



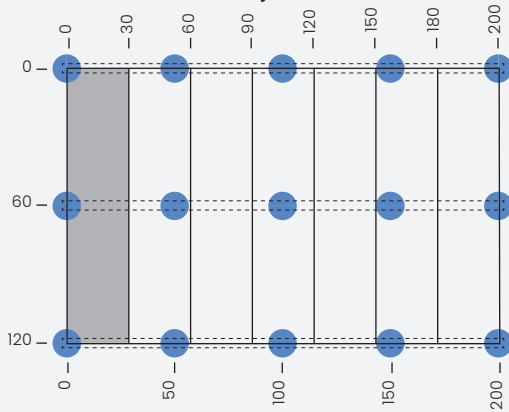
Plank 20 x 120 cm - Interaxle joist 60 cm



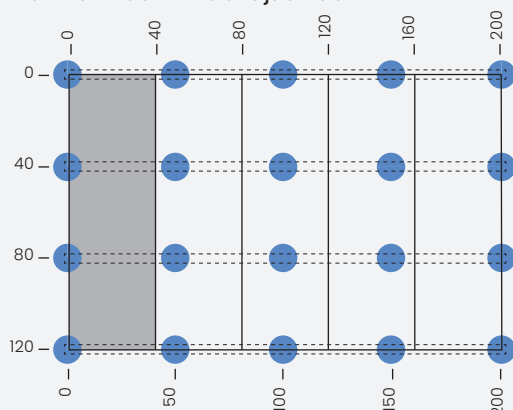
Plank 30 x 120 cm - Interaxle joist 40 cm



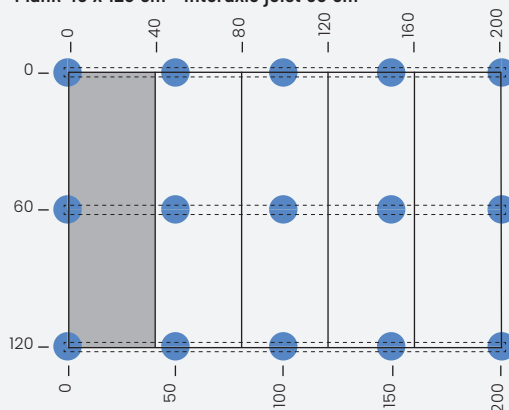
Plank 30 x 120 cm - Interaxle joist 60 cm



Plank 40 x 120 cm - Interaxle joist 40 cm

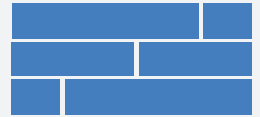


Plank 40 x 120 cm - Interaxle joist 60 cm

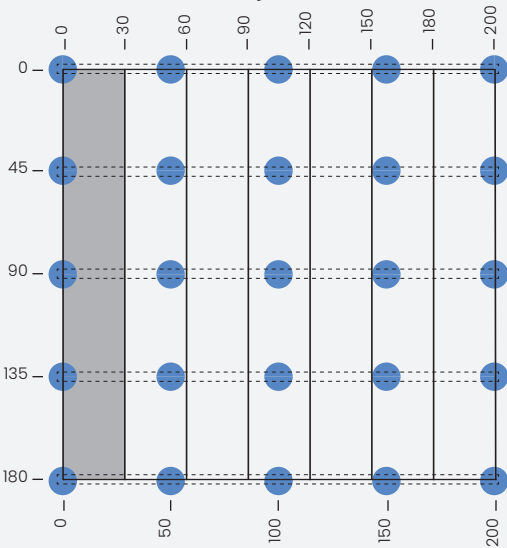


FOR LAYING CERAMIC PLANKS

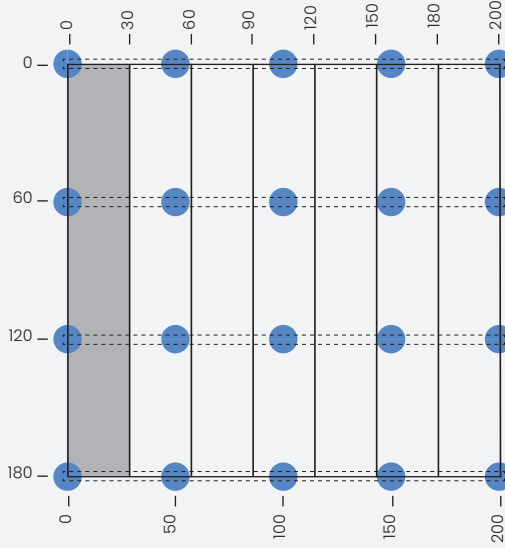
EXAMPLE WITH INTERAXLE SUPPORTS DISTANCE 50 CM



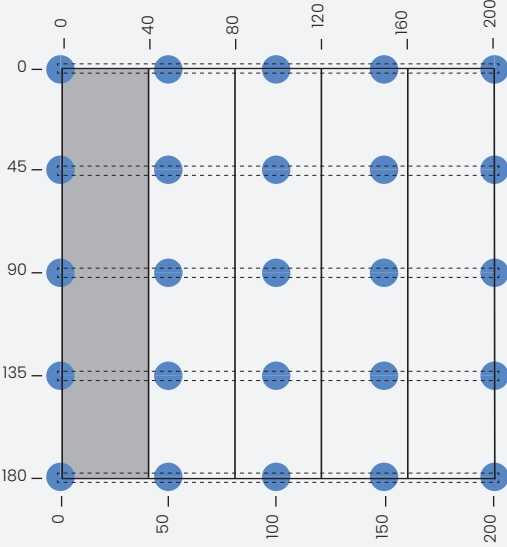
Plank 30 x 180 cm - Interaxle joist 45 cm



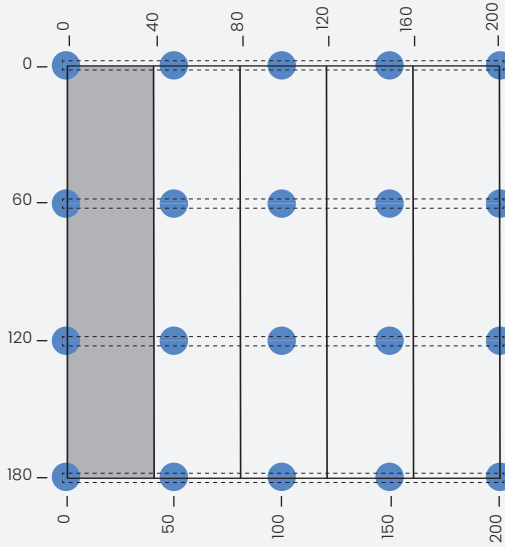
Plank 30 x 180 cm - Interaxle joist 60 cm



Plank 40 x 180 cm - Interaxle joist 45 cm



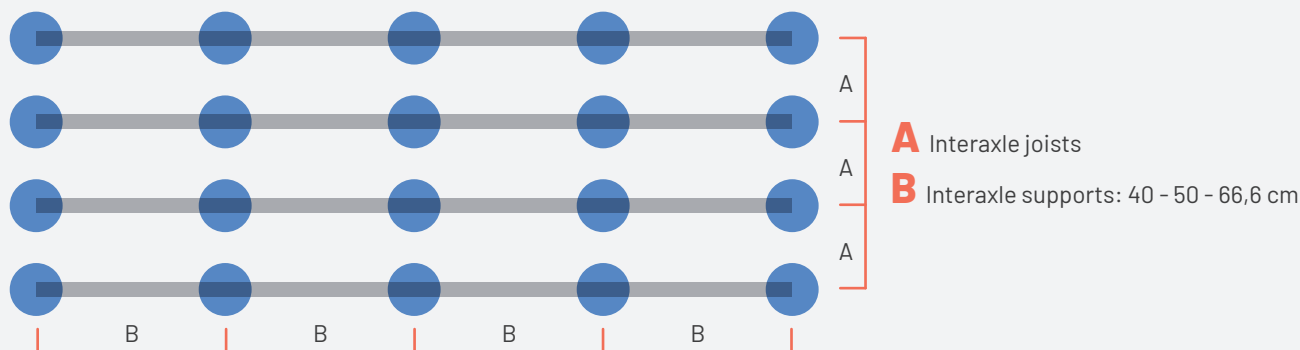
Plank 40 x 180 cm - Interaxle joist 60 cm



FOR LAYING WOODEN/WPC PLANKS



1. THE FIRST OPERATION IS TO DEFINE THE INTERAXLE SPACING BETWEEN THE JOISTS AND SUPPORTS



2. ONCE THE INTERAXLE DISTANCE OF THE JOISTS HAS BEEN DEFINED, THE MT OF JOISTS AND THE NUMBER OF TILE SPACERS (CLIPS) PER SQUARE METER CAN BE CALCULATED

The interaxle distance between the supports is defined according to the type of foot traffic on the floor: HIGH, MEDIUM, LOW.

ALUMINIUM JOIST L.200 CM	JOISTS INTERAXLE * A	PLANKS DIMENSION	MT JOISTS PER SQUARE METER	SINGLE CLIP MT PER JOIST	DOUBLE CLIP MT PER JOIST
	30 cm HIGH FOOT TRAFFIC	Length: da 95 a 225 cm Width: da 9 a 14,5 cm Thickness: da 1,9 a 3 cm	3,3	A	B
	40 cm MEDIUM FOOT TRAFFIC	Length: da 95 a 225 cm Width: da 9 a 14,5 cm Thickness: da 1,9 a 3 cm	2,50	A	B
	50 cm LOW FOOT TRAFFIC	Length: da 95 a 225 cm Width: da 9 a 14,5 cm Thickness: da 1,9 a 3 cm	2,00	A	B

* We recommend always checking the joist spacing with the producer of the wooden planks.

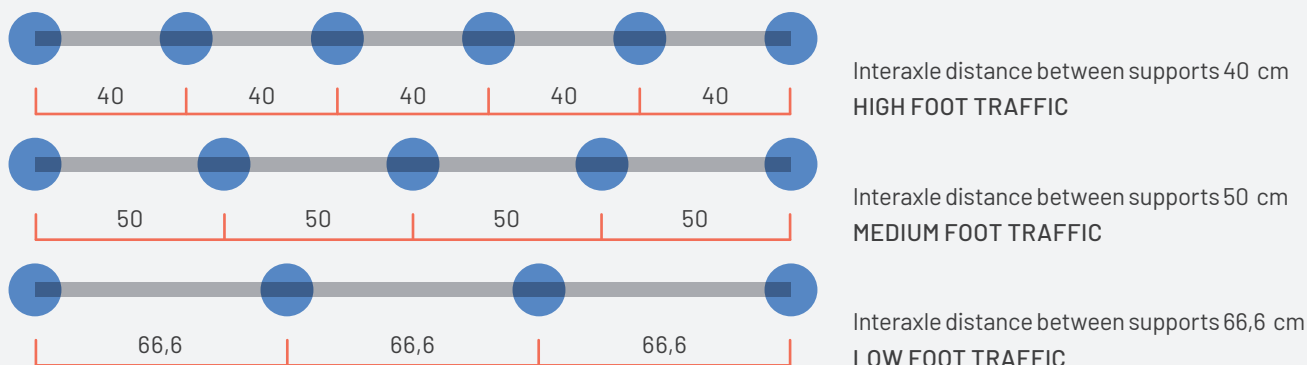
A 1 mt (1000 mm : plank width x2
Ex : 1 000 mm : 140 mm = 7,14 x 2 = 14,28 clip/mt joist

B 1 mt (1000 mm : plank width
Ex : 1 000 mm : 140 mm = 7,14 clip/mt joist

FOR LAYING WOODEN/WPC PLANKS



3. ONCE THE INTERAXLE SPACING OF THE SUPPORTS HAS BEEN DEFINED, THE NUMBER OF SUPPORTS PER SQUARE METER CAN BE CALCULATED



The interaxle distance between the supports is defined according to the type of foot traffic on the floor: HIGH, MEDIUM, LOW. The number of supports per square meter varies according to the distance between the joists and the supports.

INTERAXLE SUPPORTS B	JOISTS INTERAXLE A	N° SUPPORTS PER SQUARE METER
40 cm HIGH FOOT TRAFFIC	30 cm	8,4
	40 cm	6,25
	50 cm	5
50 cm MEDIUM FOOT TRAFFIC	30 cm	6,7
	40 cm	5
	50 cm	4
66,6 cm LOW FOOT TRAFFIC	30 cm	5
	40 cm	3,75
	50 cm	3









MADE IN ITALY



ETERNO IVICA SRL

via Austria, 25/E
35127 Padova - Italy

ITA +39 049 8530101

EXP +39 049 8530102

FAX +39 049 8530111

eternoivica@eternoivica.com

www.eternoivica.com



MADE IN ITALY

eternoivica

ETERNO IVICA SRL

via Austria, 25/E
35127 Padova - Italy

ITA +39 049 8530101
EXP +39 049 8530102
FAX +39 049 8530111

eternoivica@eternoivica.com
www.eternoivica.com